



**Ruth Miskin
Training**



Parents' Meeting
Introduction to
Read Write Inc.

Reading changes everything

Teach a child to read and keep that child reading and we will change everything.

And I mean everything.



Jeanette Winterson

Read Write Inc. Phonics

- Children learning to read in EYFS – Y2
- Older children who need to 'catch up'
- Taught in groups based on their stage of reading



Silent signals



Team stop signal

Turn to your partner (TTYP)



Silent signals



My turn
your turn (MTYT)

1,2,3 signal

Read Write Inc. Phonics daily lessons



One-to-one tutoring – ‘keep up, not catch up!’



What is phonics?

Sounds

Graphemes

English alphabetic code

- 44 sounds
- 26 letters
- Over 150+ graphemes (letter combinations)

One of the most complex alphabetic codes in the world.

Speed Sounds Set 1 and Set 2

Consonant sounds – stretchy

f	l	m	n	r	s	v	z	sh	th	ng
										nk

Consonant sounds – bouncy

b	c	d	g	h	j	p	qu	t	w	x	y	ch
	k											

Vowel sounds – bouncy

a	e	i	o	u
---	---	---	---	---

Vowel sounds – stretchy

ay	ee	igh	ow
----	----	-----	----

Vowel sounds – stretchy

oo	oo	ar	or	air	ir	ou	oy
----	----	----	----	-----	----	----	----

Speed Sounds Set 3

Consonant sounds

f	l	m	n	r	s	v	z	sh	th	ng
ff	ll	mm	nn	rr	ss	ve	zz	ti		nk
ph	le	mb	kn	wr	se		s	ci		
					c		se			
					ce					

b	c	d	g	h	j	p	qu	t	w	x	y	ch
bb	k	dd	gg		g	pp		tt	wh			tch
	ck				ge							
	ch				dge							

Vowel sounds

a	e	i	o	u	ay	ee	igh	ow
	ea				<u>a-e</u>	<u>e-e</u>	<u>i-e</u>	<u>o-e</u>
					ai	y	ie	oa
						ea	i	o
						e	y	

oo	oo	ar	or	air	ir	ou	oy	ire	ear	ure
<u>u-e</u>			oor	are	ur	ow	oi			
ue			ore		er					
ew			aw							
			au							

Sounds + blending = reading



+

sat

Fred



Fred Talk routine

1. Say the word in sounds as Fred e.g. c-a-t.
2. Ask your child to repeat. Can they 'jump-in' with the whole word?
3. Say the word in sounds followed by the whole word e.g. c-a-t, cat
4. Ask your child to repeat



Fred games and Fred talk throughout the day

Shall we have some **l-u-n-ch**?

What would you like to **p-l-ay**?

Let's put on your **c-o-a-t**.



Picture Phrases

ay



may I play?

2. day, play, may, way, lay, say, tray, spray

aw



yawn at dawn

3. saw, raw, law, straw, dawn, paw,
crawl, jaw, claw, yawn

'Special Friends', 'Fred Talk', read the word

1.4

ship



Nonsense words



sheb



glight



ched



teb

'Special Friends', 'Fred Talk', read the word

1.4

ship

Black Hat Bob

Black Hat Bob
is on his ship.

This is his peg leg.



Red Words

I

said

This is Red Hat Rob.



“I will grab that cash box,” he said.

Teach spelling using Fred Finger



Developing fluency and comprehension

Accuracy

Fluency

Comprehension

Read and enjoy at home

Which books will children bring home?



Dirty 1. pop

Speed Sounds – read the sounds that the letter names

a g t p n s d a i

Green Words – read these words by blending the sounds together

not got sip pop dad did dog

Red Words – read these words but tell your child the word if they get stuck

I the

I got pop

dad got a sip

the dog did not




Remember not to read the Dirty to your child first.

As your child reads the Dirty, let parents and get your child plenty of praise.



Book Bag Books

- Extra reading practise at home
- Uniquely matched to the *Read Write Inc.* Phonics Storybooks.
- Reinforce children's learning of phonics at the appropriate level.
- Helps to make even faster progress in reading.



What is the Phonics Screening Check?

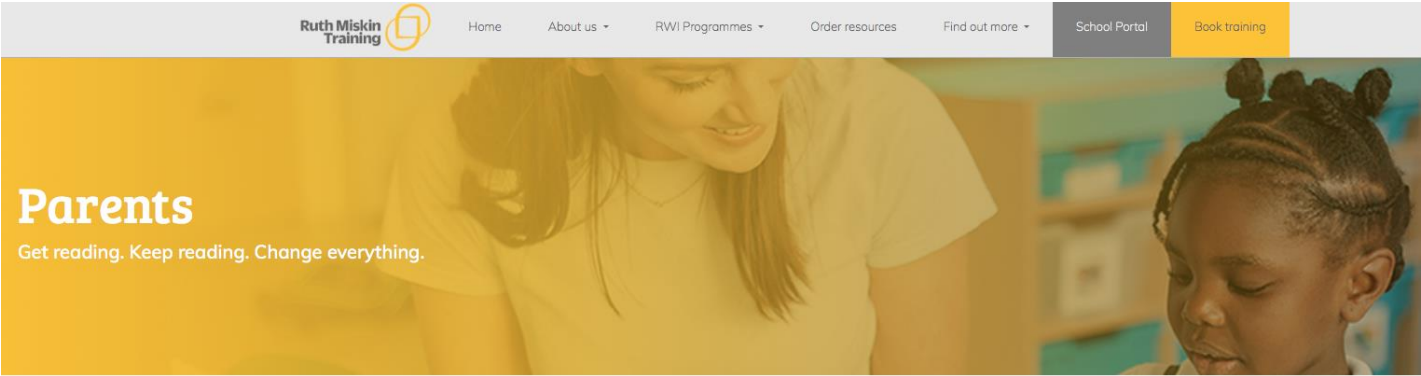
- A word-reading test at the end of Year 1
- Children read 40 words

How can you help at home?

- Listen to your child read the same Book Bag book again and again
- Use pure sounds, not letter names
- Encourage them to use 'Special Friends', 'Fred Talk', 'read the word'
- Discuss the story and encourage their storyteller voice.
- Read stories to your child every day
- Watch the virtual classroom videos with your child. These are uploaded to google classroom each week.




Information on our school website



Read Write Inc. Phonics – information for parents

Our films show how we teach children to read and write with Read Write Inc. Phonics. If your child is in a Read Write Inc. school or if you have bought a parent pack, the films will help you and your child practise together at home. If you have a question for us, please get in touch via our [Facebook](#) and [Twitter](#) pages.



Online resources available

Free e-books for home reading:

<http://www.oxfordowl.co.uk/Reading/>



Read Write Inc. Phonics eBook Library

Home

Resources

Welcome to the Read Write Inc. Phonics eBook Library

eBooks

Here you'll find eBooks of the core Storybooks for *Read Write Inc. Phonics*, from the Sound Blending books to Grey level. There are also two non-fiction eBooks for each level, from Green to Grey. Click the resources tab to explore the collection, or download our [overview chart](#) for a full list.

You can assign these eBooks for pupils to read at home after the 'third read' of the book in class. At the end of each eBook, there is a short quiz to consolidate the sounds and words encountered in the eBook.

Phonics Practice at Home Quizzes

You can also assign Phonics Practice at Home quizzes. These are independent quizzes that are designed to reinforce the Speed Sounds lessons and Storybook reading activities that have taken place at school.

Ready to get started? Find out how to [set up individual student logins](#) and more on our [support site](#).

Not subscribed yet? Find out how to [subscribe to the Read Write Inc. Phonics eBook Library](#).



Online resources available

Ruth Miskin Parents' Page:

<http://www.ruthmiskin.com/en/parents/>

Ruth Miskin Facebook:

<https://www.facebook.com/miskin.education>

Any other questions

Q&A